





1F



## Water Hose Inspection

- 1) Remove the air cleaner box.
- 2) Check the water hoses for crack, damage or engine coolant leakage. If any defect is found, replace the radiator hose with a new one.
- 3) Any leakage from the connecting section (1) should be corrected by proper tightening.





**4)** After finishing the water hose inspection, install the removed parts.